









RESULT LIST

4x400 m WOMEN

Rank	Flag	Cty code	Country / Name	Points
1		LTU	Lithuania	(0,312) 3:36,15 8
2		CRO	Croatia	(0,227) 3:37,25 7
3		IRL	Ireland	(0,159) 3:38,18 6
4		BUL	Bulgaria	(0,333) 3:40,28 5
5		SVK	Slovak Republic	(0,259) 3:40,55 4
6		LAT	Latvia	(0,322) 3:41,55 3
7		AUT	Austria	(0,319) 3:44,07 2
8		CYP	Cyprus	(0,228) 3:58,33 1

AUT : Märzendorfer Pamela, Niedereder Elisabeth, Kreiner Sabine, Kreisler Brigit,
 BUL : Stambolova Vania, Georgieva Militza, Petkova Marina, Gachevska Monika,
 CRO : Kirinic Romana Tea, Banovic Anita, Horvat Nikolina, Grgic Danijela,
 CYP : Irini Tsiarta, Iridotou Xenia , Xajigiani Pamagiota , Papaioannou Ramona
 IRL : Carey Michelle, Cuddihy Joanne, O'Friel Fiona, Bergin Claire
 LAT : Kruma Sandra, Jeskina Ieva, Velvere Liga, Zunda Ieva
 LTU : Valatkeviciute Aina, Balciunaite Egle, Jasinskaite Kristina, Orlauskaite Agne
 SVK : Mišíková Monika, Putalová Iveta, Štuková Alexandra, Klocová Lucia,

Standing after 39 Events

LTU	210,00
IRL	195,50
LAT	178,00
AUT	176,50
SVK	172,00
CRO	167,00
BUL	162,00
CYP	138,00