

VideoID



SPORT TIMING SYSTEMS



TimeTronics NV
Lammerdries-Oost 23B
B-2250 Olen, Belgium

www.timetronics.be - info@timetronics.be

Identification of athletes? Have you ever noticed problems with the registration of the **finish order** for a 800m or 1500m race, where 8 or more persons almost simultaneously finished? In the past we used videotapes or DVD recorder&player + TV's. As the first photofinish manufacturer in the world, we made the full integration of a DIGITAL video recording system in a photofinish system! Of course we started with our professional MacFinish 7.x software, and made it even better.

A high resolution digital video camera is placed 3 to 5 meters behind the finish line and connected with the photofinish computer. The finish video is automatically taken together with the photofinish image so the operator can concentrate on the race itself. Once the operator reads out the photofinish image the video file is imported in the MacFinish software. From this moment the MacFinish operator has the MacFinish image + a 2-dimensional video of the finish on his computer screen, to visualize the athlete bib numbers for a fast and correct athlete identification. The video window AUTOMATICALLY synchronises to the selected athlete in the photofinish window. Zooming in the video window is also possible.

Advantages:

- Automatic video capture, no additional action needed during the meeting!
- Video auto synchronisation with MacFinish image
- Highlight result table synchronisation with MacFinish image
- Video file conversion for internet applications



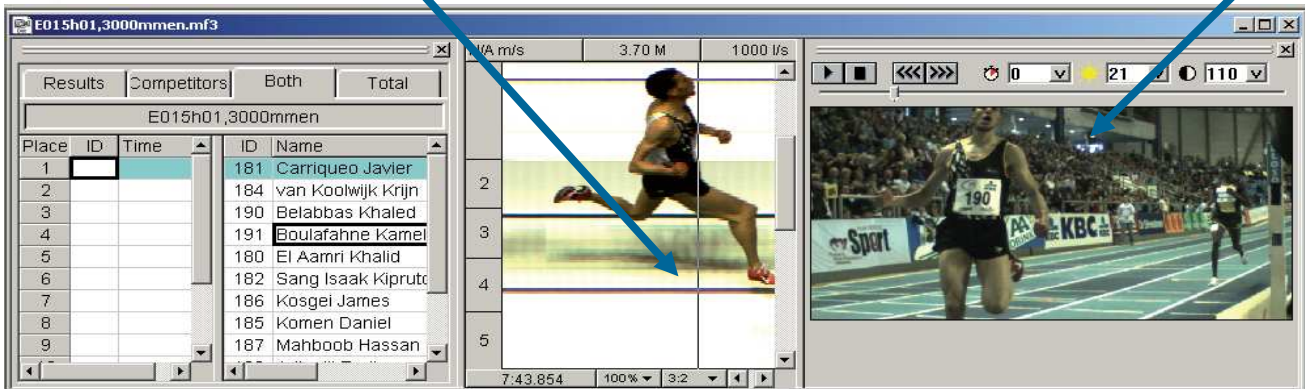
TTC031 (USB connection)

TTC030 (with portable computer)



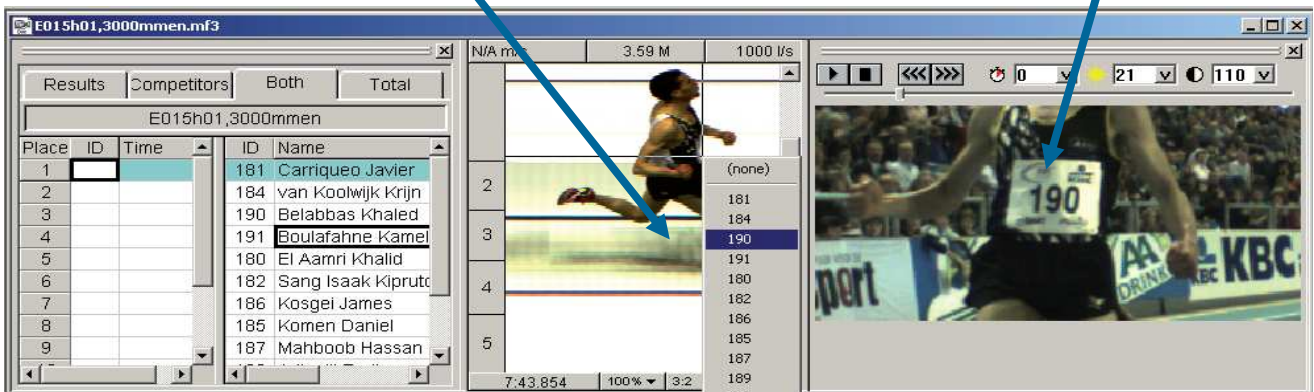
Simply point with the mouse to the first athlete in the photofinish window.

You will now automatically see the corresponding video picture.



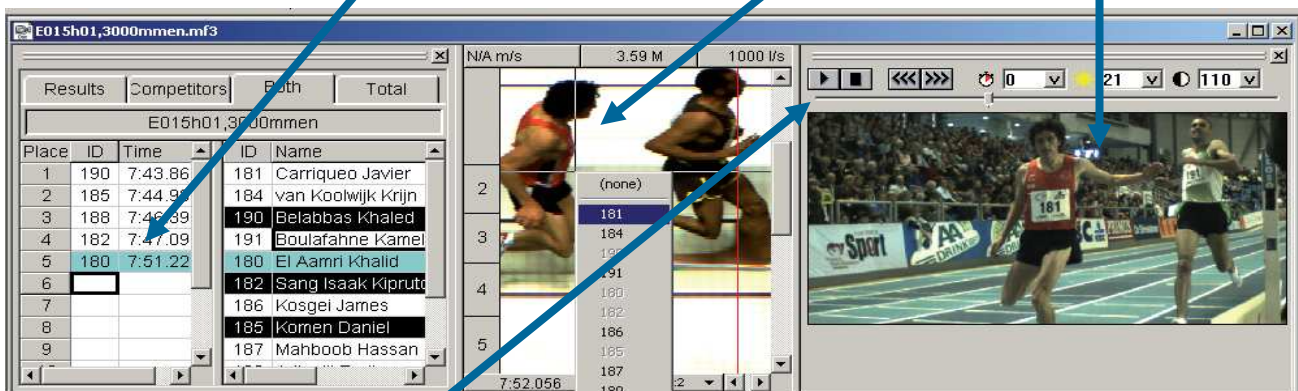
You can now press the mouse button to select the athlete ID from a participant list.

You can also ZOOM the video window.



Each click will automatically fill in the athlete ID (BIB number) and photofinish time in the "results" window.

Each time you move the mouse, and point to another athlete, the correct video picture will automatically show up.



If you want, you can "play" the complete video recording, use the pause and forward, backward buttons, or use the slider for video selection.

